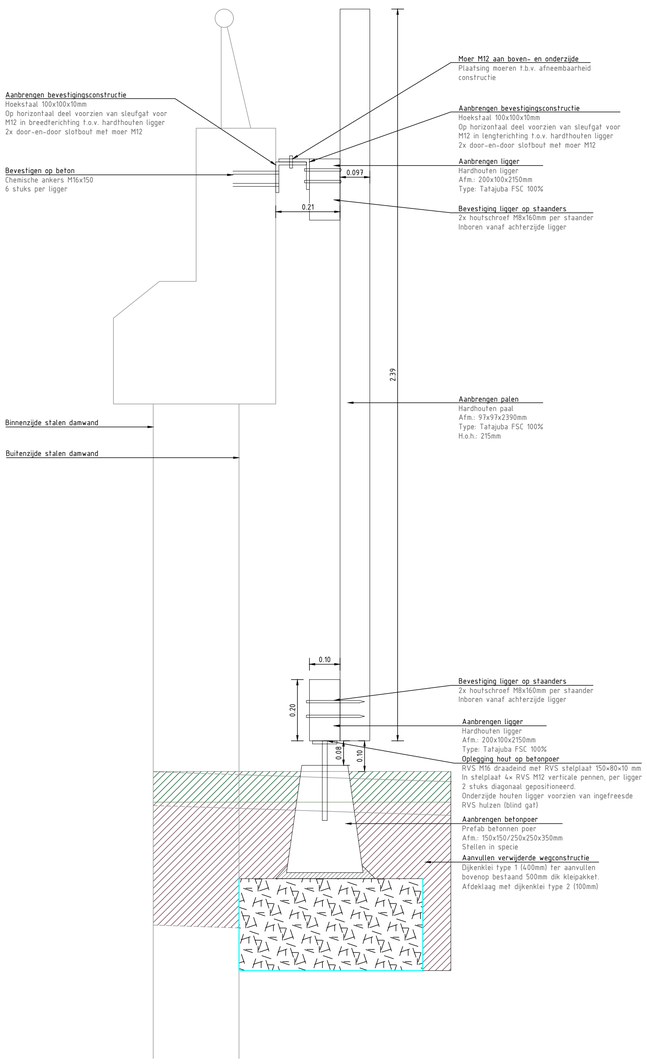

Principedetail 1
Doorsnede Art-wall
Schaal 1:10

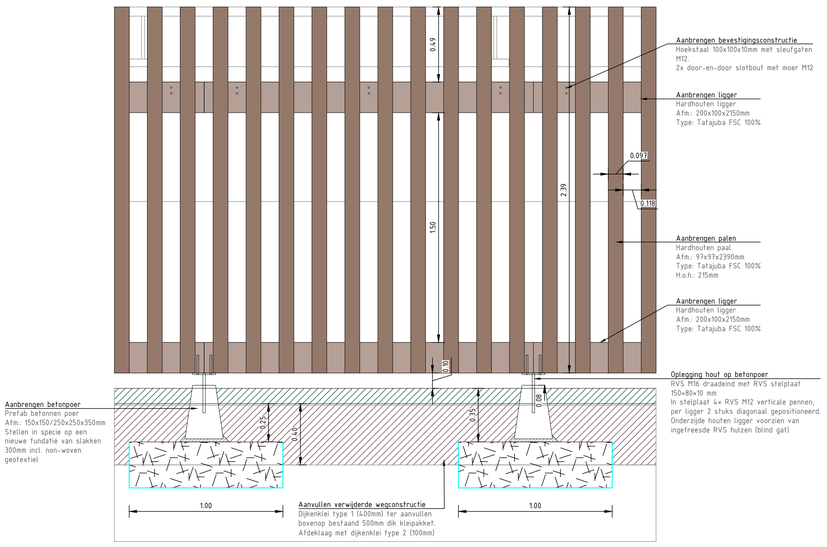

Principedetail 2
Vooraanzicht deel Art-wall
Schaal 1:20

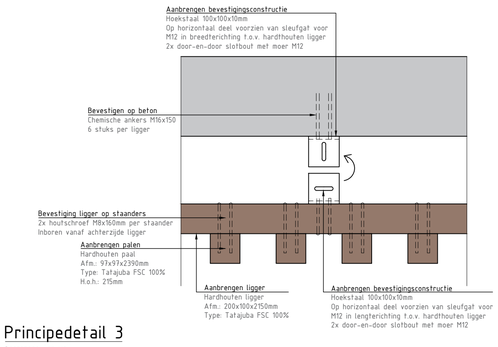

Principedetail 3
Doorsnede Art-wall
Schaal 1:10

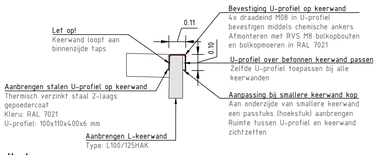

Principedetail 4
U-profiel op keerwand
Schaal 1:20

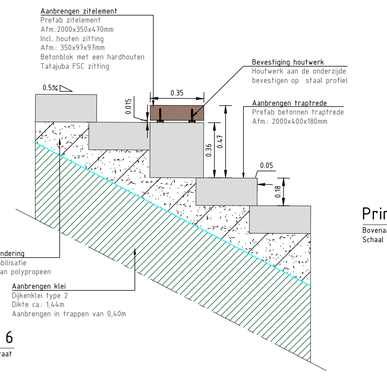

Principedetail 6
Zitelement trap Wilhelminastraat
Schaal 1:20

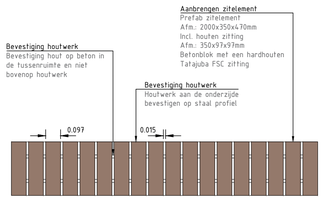

Principedetail 7
Bovenaanzicht zitelement trap Wilhelminastraat
Schaal 1:20

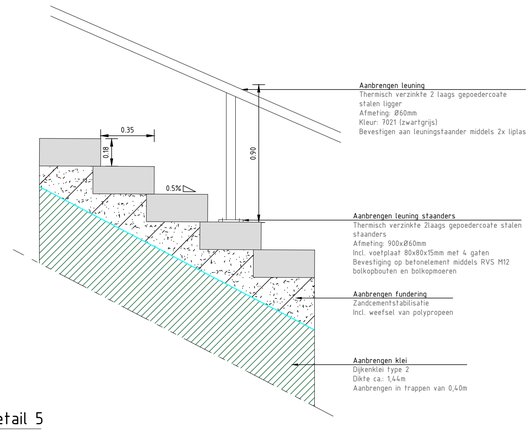

Principedetail 5
Leuning op trappartijen
Schaal 1:20

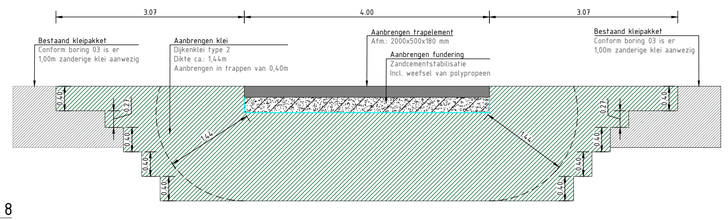

Principedetail 8
Dwarsdoorsnede trap
Schaal 1:50

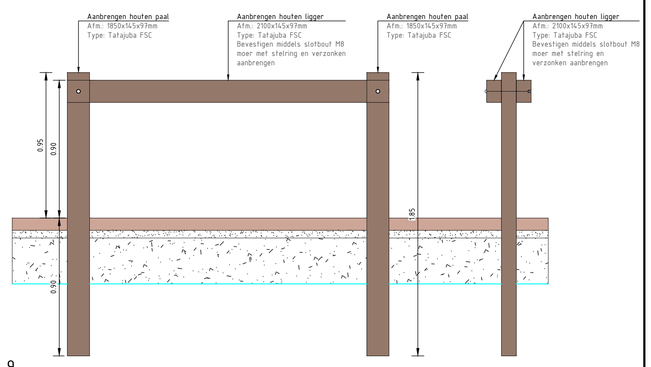

Principedetail 9
Fiets aanleunbeugel
Schaal 1:20

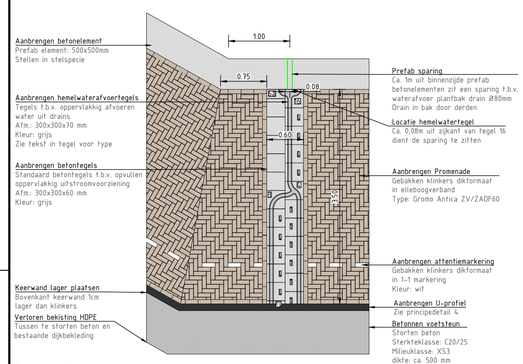

Detail 1
Dwarsdoorsnede trap
Schaal 1:50

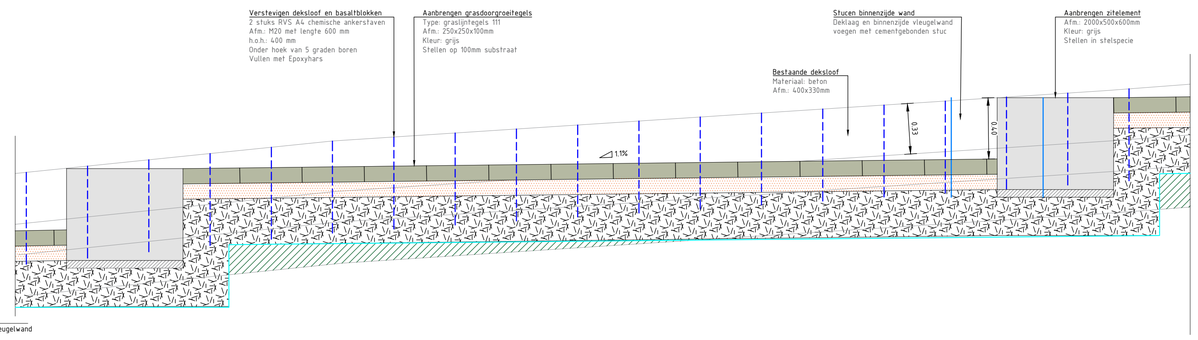

Detail 2
Zijaanzicht binnenzijde vleugelwand
Schaal 1:20

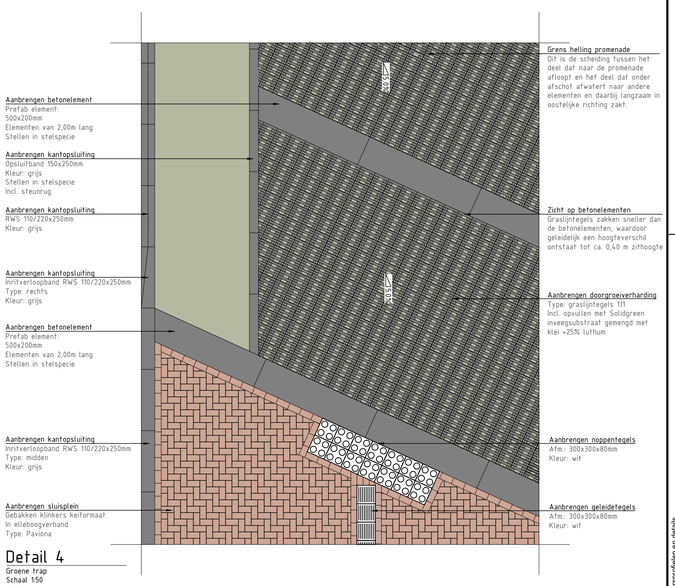

Detail 4
Groene trap
Schaal 1:50

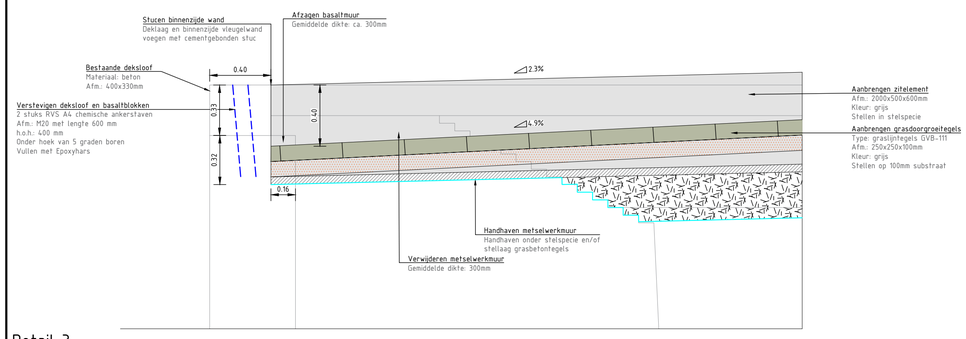

Detail 3
Dwarsdoorsnede vleugelwand
Schaal 1:20

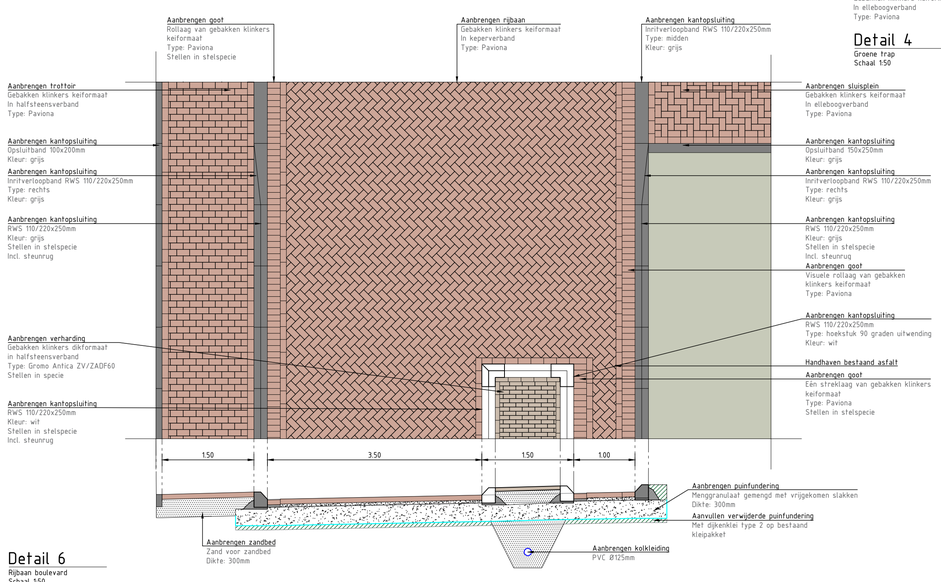

Detail 6
Rijbaan boulevard
Schaal 1:50

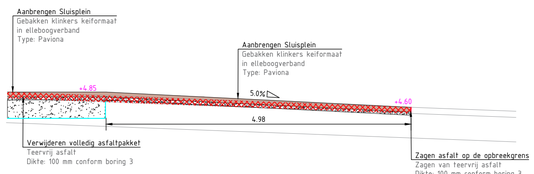

Detail 5
Aansluiting op bestaande hellingbaan
Schaal 1:50

0 0.1 0.2 0.3 0.4m
Schaal 1:10

0 0.2 0.4 0.6 0.8m
Schaal 1:20

0 0.5 1.0 1.5 2.0m
Schaal 1:50

Maten in meters, tenzij anders aangegeven
Materialen in millimeters
Hoogtematen in meters t.o.v. N.A.P.

DEFINITIEF

Opdrachtgever
Gemeente Kapelle
Project
Bestek Sluisplein Wemeldinge
Onderdeel
Details

Projectnummer	Tekeningnummer	Versie	Datum van uitgave	Ontwerpfase	Contractnummer
002120	T7.2	5	29-05-2026	Besteksontwerp	n.v.t.

Blad	Van	Schaal	Formaat	Kantoor	Get.	Gez.	Acc.
2	3	1:10/1:20/1:50	A0-V (841x841)	Kapelle	SP	MvP	OV

www.sweco.nl
© Sweco Nederland B.V. Alle rechten voorbehouden

SWECO

C:\Users\KLA26\DC\ACCDocs\Joint\002120_Bestek Sluisplein Wemeldinge\Project Files\05_Documenten\01 Tekeningen\02 BESTEK\002120_T7.4.2 Dwarsprofielen en details